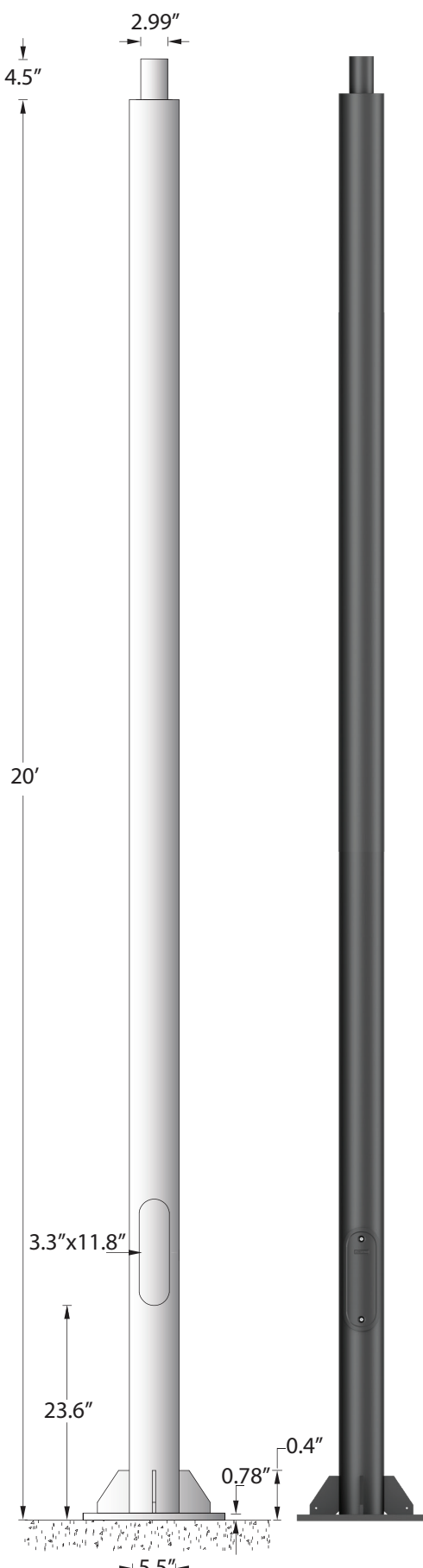


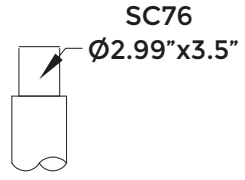
# SPD-RSS-5512-20'-5.5" DIA .125"

## Round Straight Galvanized Steel Pole

7144 NE Progress Ct Hillsboro, Oregon 97124  
 T:503.645.0500 F:503.645.8100  
 www.ligmanlightingusa.com



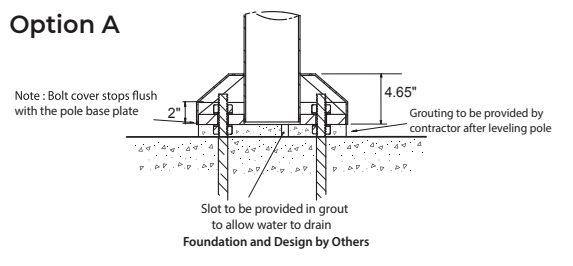
### Tenon Post Top



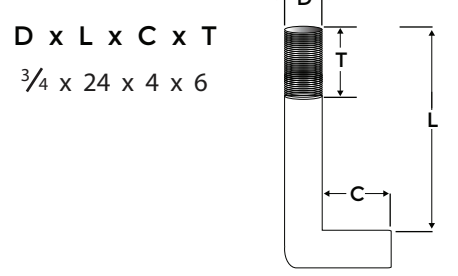
### Physical Data

**Pole Height:** 20'  
**Pole Diameter:** 5.5"  
**Thickness:** 0.125"  
**Weight:** 185 lbs

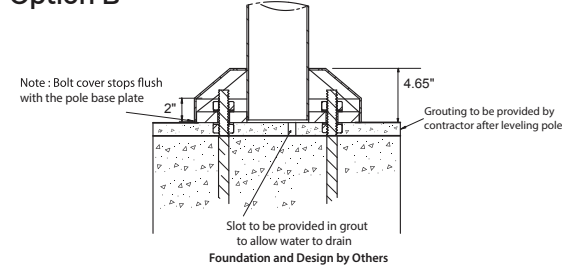
### Pole Mount Install Notes



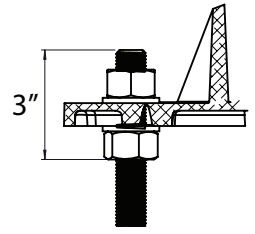
### Anchor Bolt



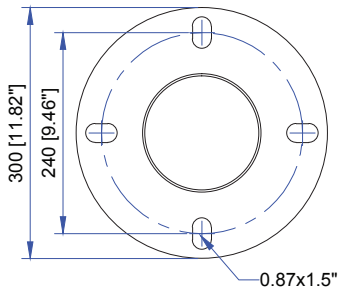
### Option B



### Bolt Projection



### Mounting Base



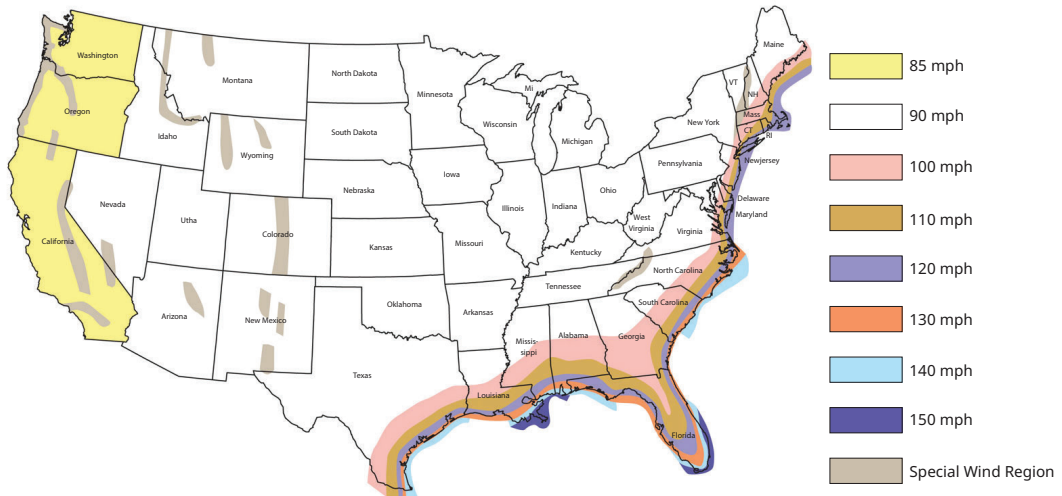
### Die-Cast Base Cover



### Maximum EPA

MPH	90	100	110	120	130
EPA	12	9	8.5	7	5.8

### Wind Load Map



Ligman Lighting USA reserves the right to change specifications without prior notice, please contact factory for latest information. Due to the continual improvements in LED technology data and components may change without notice.

# SPD-RSS-5512-20'-5.5" DIA .125" Round Straight Galvanized Steel Pole

7144 NE Progress Ct | T:503.645.0500  
Hillsboro, Oregon 97124 | F:503.645.8100  
www.ligmanlightingusa.com



<b>PROJECT</b>				<b>DATE</b>	
<b>QUANTITY</b>		<b>TYPE</b>		<b>NOTE</b>	

## ORDERING EXAMPLE || SPD-RSS-5512-20'-5.5" DIA .125"-SC60-02-Options

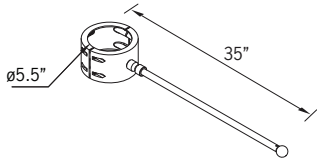
### FINISH COLOR

- 01 - BLACK RAL 9011
- 02 - DARK GREY RAL 7043
- 03 - WHITE RAL 9003
- 04 - METALLIC SILVER RAL 9006
- 05 - MATTE SILVER RAL 9006
- 06 - BRONZE RAL 6014
- 07 - CUSTOM RAL

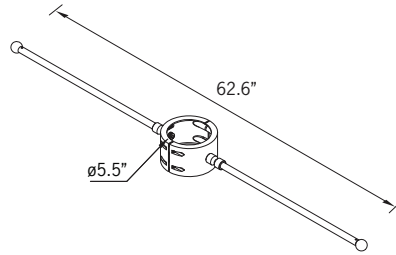
--	--	--	--

### ADDITIONAL OPTIONS - CONSULT FACTORY FOR PRICING

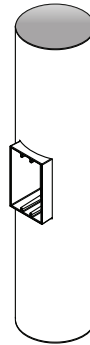
- A20781 - Single Banner Arm
- A20881 - Double Banner Arm
- GFCI - GFCI Box



**A20781  
Single Banner Arm**



**A20881  
Double Banner Arm**



**GFCI  
GFCI Box**

Banner arms are designed with a safety break-away at the clamp with an internal safety wire that prevents the arm from falling to the ground.

### Not to scale template:

This drawing is being furnished for reference dimensions only and cannot be used as a template to set anchor bolts. Since it is "not to scale" Ligman accepts no responsibility for its intended use. Refer to site plans and specification before installing any anchor bolts.

• **Contact Ligman Lighting USA for bolt template prior to pouring anchor bolts.**